


RYC2525ZZ-XXXXWN-99 Features:

- Wraparound w/ Isolated Center Pad Configuration
- Solder Attachment
- Customer Defined Testing Available
- RoHS Compliant Available
- Tape & Reel or Waffle Pack Available (Standard is bulk)
- 5% Resistor Tolerance

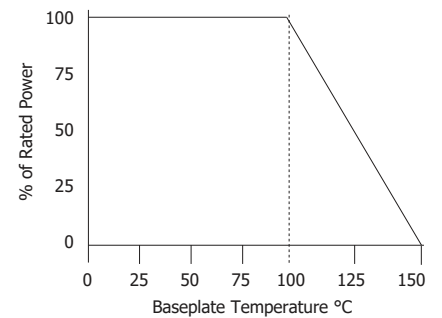


RYC2525ZZ-XXXXWN-99 Parameters:

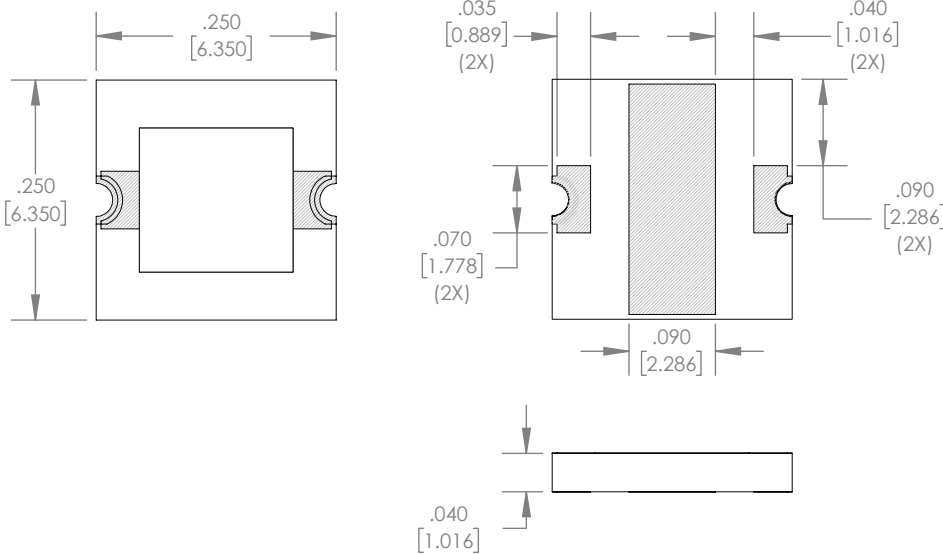
Resistance Range: 0.5Ω - 1MΩ
 Rated Power:* 40W
 Construction: Thick Film on 0.040" BeO
 Operating Temperature: -55 to +150°C

* Rating based on ≤100°C constant baseplate temperature

RYC2525ZZ-XXXXWN-99 Power Derating Curve



RYC2525ZZ-XXXXWN-99 Dimensions:



Dimensions in inches [mm]
 Tolerance is ± 0.01 [0.25] unless otherwise stated

Ordering Information:

Example Part Number: RYC2525CT-50R0JN-99TR

RYC	2525	ZZ	-	XXXX	W	N	-	99	UU
Prefix for Wraparound Resistor w/ Isolated Backpad	Size	Value Code		Tolerance	Normal Inspection	Substrate		Packaging	
	2525	50R0 - 50Ω 1000 - 100Ω 1001 - 1KΩ		G - 2% J - 5%	Contact factory for additional options	99 - 0.040" BeO		Blank - Bulk TR - Tape and Reel WP - Waffle Pack	
Terminal Metallization			RoHS	Magnetic	Solder	Epoxy	Wirebond		
CB - Sn62 over Nickel over Silver			No	No	Yes	No	No		
CT - 100% Matte Tin over Nickel over Silver			Yes	Yes	Yes	No	No		

Barry Industries reserves the right to change part number and/or process without notification.

RYC2525ZZ-XXXXWN-99 Reliability Specifications:

Parameter:	Test Condition:	Results:
Short Time Overload	Apply 1.1x Rated Power for 5 Seconds.	≤ 5.0% Resistance Shift
Rated Load Life	Apply 1/2 Power Under 40°C ±2°C 90 Minutes on/ 30 Minutes off. Repeat for 100 hours	≤ 5.0% Resistance Shift
Moisture Resistance	MIL-PRF-55342 para 4.8.9 95% RH, 25°C - 65°C	≤ 5.0% Resistance Shift
Resistance to Soldering Heat	MIL-STD-202 Method 210 and MIL-PRF-55342 Para 4.8.8.1	≤ 5.0% Resistance Shift
Resistance to Bonding Exposure	MIL-PRF-55342 Para 4.8.8.2	≤ 5.0% Resistance Shift
Solderability	MIL-PRF-55342 Para 4.8.12	>95% Covered
High Temperature Storage	125°C ±2°C for 500 Hours	1.) ≤ 5.0% Resistance Shift 2.) No Significant Abnormality (Visual)
Thermal Shock	-65 to +125 30 Minutes Dwell, 5 Cycles	1.) ≤ 5.0% Resistance Shift 2.) No Significant Abnormality (Visual)

Barry Industries reserves the right to change part number and/or process without notification.