


### RM1005ZZ-XXXXWN-94 Features:

- Single-Sided Terminals w/ Backplane Configuration
- Solder, Epoxy or Wirebondable Terminals
- Solder or Epoxy Mount Backplane
- Customer Defined Testing Available
- RoHS Compliant or SnPb Available
- Non-Magnetic Available
- Tape & Reel and Waffle Pack Available (Standard is bulk)



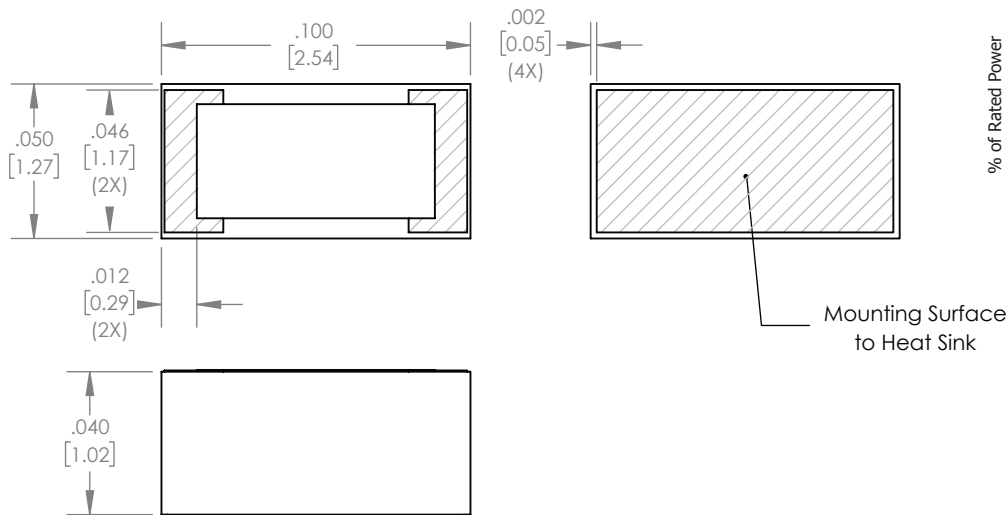
Actual Size

### RM1005ZZ-XXXXWN-94 Parameters:

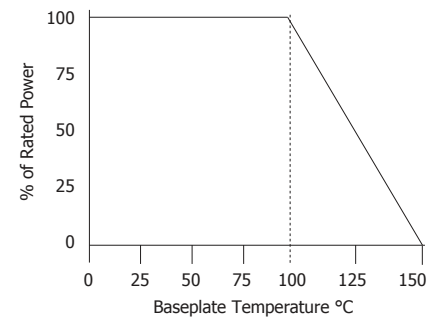
Resistance Range:	10Ω - 1kΩ
Rated Power:*	0.8W
Construction:	Thick Film on 0.040" Al <sub>2</sub> O <sub>3</sub>
Operating Temperature:	-55 to +150°C

\* Rating based on ≤100°C constant baseplate temperature

### RM1005ZZ-XXXXWN-94 Dimensions:



### RM1005ZZ-XXXXWN-94 Power Derating Curve



Dimensions in inches [mm]  
Tolerance is ± 0.005 [0.13]  
unless otherwise stated

### Ordering Information:

### Example Part Number: RM1005CT-50R0JN-94

RM	1005	ZZ	-	XXXX	W	N	-	94	UU
Prefix for Resistor w/ Single-Sided Terminals and Backplane				Value Code 50R0 - 50Ω 1000 - 100Ω 1001 - 1KΩ	Tolerance F - 1% G - 2% J - 5%	Normal Inspection Contact factory for additional options		Substrate 94 - 0.040" Al <sub>2</sub> O <sub>3</sub>	Packaging Blank - Bulk WP - Waffle Pack TR - Tape & Reel
Size 1005									

#### Terminal Metallization

AS -	Tin Lead over Platinum Palladium Gold
CB -	Tin Lead over Nickel over Silver
CC -	100% Matte Tin over Copper over Silver
CT -	100% Matte Tin over Nickel over Silver
EA -	Gold I/O Terminals w/ Palladium Silver Backplane
FA -	Gold I/O Terminals w/ Platinum Gold Backplane
GA -	Gold

	RoHS	Magnetic	Solder	Epoxy	Wirebond
AS	No	No	Yes	No	No
CB	No	Yes	Yes	No	No
CC	Yes	No	Yes	No	No
CT	Yes	Yes	Yes	No	No
EA	Yes	No	Yes (Backplane)	Yes	Yes (I/O Terminals)
FA	Yes	No	Yes (Backplane)	Yes	Yes (I/O Terminals)
GA	Yes	No	No	Yes	Yes

Barry Industries reserves the right to change part number and/or process without notification.

**RM1005ZZ-XXXXWN-94 Reliability Specifications:**

Parameter:	Test Condition:	Results:
Short Time Overload	Apply 1.1x Rated Power for 5 Seconds.	≤ 5.0% Resistance Shift
Rated Load Life	Apply 1/2 Power Under 40°C ±2°C 90 Minutes on/ 30 Minutes off. Repeat for 100 hours	≤ 5.0% Resistance Shift
Moisture Resistance	MIL-PRF-55342 para 4.8.9 95% RH, 25°C - 65°C	≤ 5.0% Resistance Shift
Resistance to Soldering Heat	MIL-STD-202 Method 210 and MIL-PRF-55342 Para 4.8.8.1	≤ 5.0% Resistance Shift
Resistance to Bonding Exposure	MIL-PRF-55342 Para 4.8.8.2	≤ 5.0% Resistance Shift
Solderability	MIL-PRF-55342 Para 4.8.12	>95% Covered
High Temperature Storage	125°C ±2°C for 500 Hours	1.) ≤ 5.0% Resistance Shift 2.) No Significant Abnormality (Visual)
Thermal Shock	-65 to +125 30 Minutes Dwell, 5 Cycles	1.) ≤ 5.0% Resistance Shift 2.) No Significant Abnormality (Visual)

Barry Industries reserves the right to change part number and/or process without notification.