


RM0202ZZ-XXXXWN-95 Features:

- Single-Sided Terminals w/ Backplane Configuration
- Wirebondable Terminals
- Solder or Epoxy Mount Backplane
- Customer Defined Testing Available
- RoHS Compliant
- Non-Magnetic
- Waffle Pack Available (Standard is bulk)



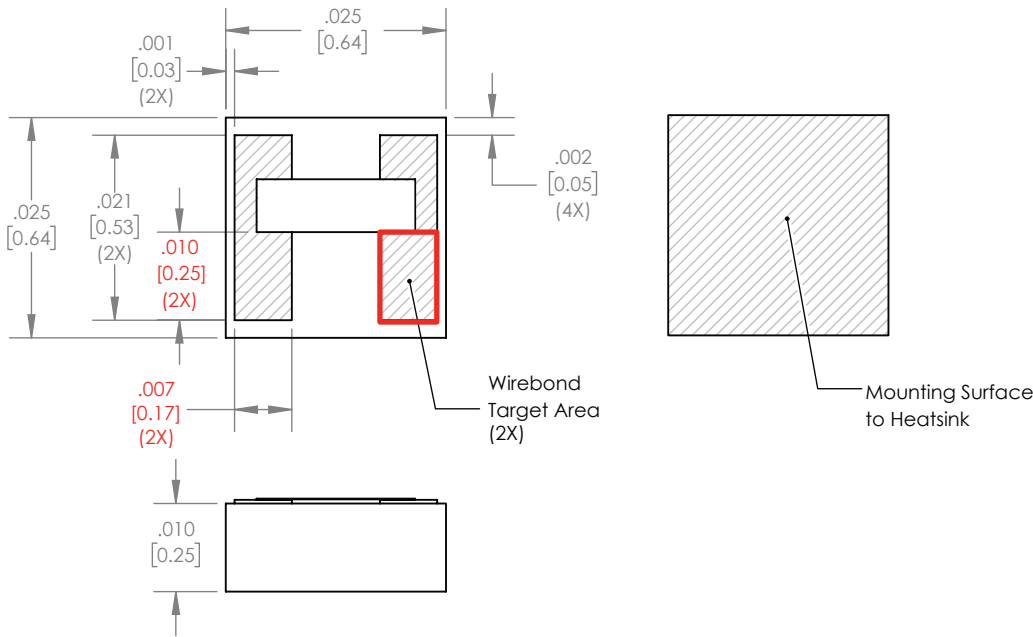
RM0202ZZ-XXXXWN-95 Parameters:

Resistance Range: 0.5Ω - 1MΩ
 Rated Power:* 200mW
 Construction: Thick Film on 0.010" BeO
 Operating Temperature: -55 to +150°C

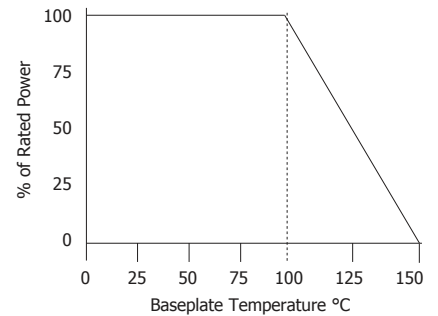
* Rating based on ≤100°C constant baseplate temperature

• Actual Size

RM0202ZZ-XXXXWN-95 Dimensions:



**RM0202ZZ-XXXXWN-95
Power Derating Curve**



Dimensions in inches [mm]
 Tolerance is ± 0.002 [0.05]
 unless otherwise stated

Ordering Information:

Example Part Number: RM0202HA-50R0JN-95WP

RM	0202	ZZ	-	XXXX	W	N	-	95	UU
Prefix for Resistor w/ Single-Sided Terminals and Backplane	Size	Value Code		Tolerance	Normal Inspection Contact factory for additional options	Substrate		Packaging	
	0202	50R0 - 50Ω 1000 - 100Ω 1001 - 1KΩ		1002 - 10KΩ 1003 - 100KΩ 1004 - 1MΩ	F - 1% G - 2% J - 5%	95 - 0.010" BeO		Blank - Bulk WP - Waffle Pack	
Terminal Metallization			RoHS	Magnetic	Solder	Epoxy	Wirebond		
HA - Gold over Platinum Gold I/O Terminals w/ Platinum Palladium Gold Backplane			Yes	No	Yes (Backplane)	Yes	Yes (I/O Terminals)		
JA - Gold over Platinum Palladium Gold			Yes	No	No	Yes	Yes		

Barry Industries reserves the right to change part number and/or process without notification.

RM0202ZZ-XXXXWN-95 Reliability Specifications:

Parameter:	Test Condition:	Results:
Short Time Overload	Apply 1.1x Rated Power for 5 Seconds.	≤ 5.0% Resistance Shift
Rated Load Life	Apply 1/2 Power Under 40°C ±2°C 90 Minutes on/ 30 Minutes off. Repeat for 100 hours	≤ 5.0% Resistance Shift
Moisture Resistance	MIL-PRF-55342 Para 4.8.9 95% RH, 25°C - 65°C	≤ 5.0% Resistance Shift
Resistance to Bonding Exposure	MIL-PRF-55342 Para 4.8.8.2	≤ 5.0% Resistance Shift
High Temperature Storage	125°C ±2°C for 500 Hours	1.) ≤ 5.0% Resistance Shift 2.) No Significant Abnormality (Visual)
Thermal Shock	-65 to +150 30 Minutes Dwell, 5 Cycles	1.) ≤ 5.0% Resistance Shift 2.) No Significant Abnormality (Visual)

Barry Industries reserves the right to change part number and/or process without notification.