


RZ0805ZZ-XXXXJN-2S Features:

- Wraparound One Extended Pad Configuration
- Solder Attachment
- Customer Defined Testing Available
- RoHS Compliant or Sn62
- Tape & Reel or Waffle Pack Available (Standard is bulk)
- 5% Resistor Tolerance



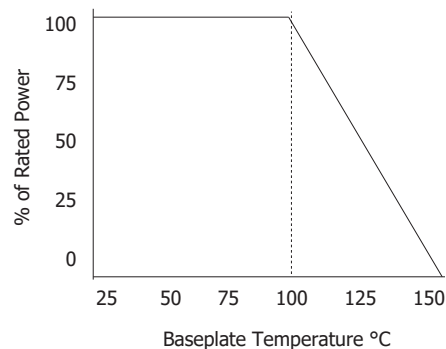
RZ0805ZZ-XXXXJN-2S Parameters:

Resistance Range:	10Ω - 1KΩ	
Rated Power:	3W*	
Return Loss (Typical)**:	20dB or Better	(DC - 3GHz)
	17dB or Better	(>3GHz - 4GHz)
Construction:	Thick Film on AIN	
Operating Temperature:	-55 to +150°C	

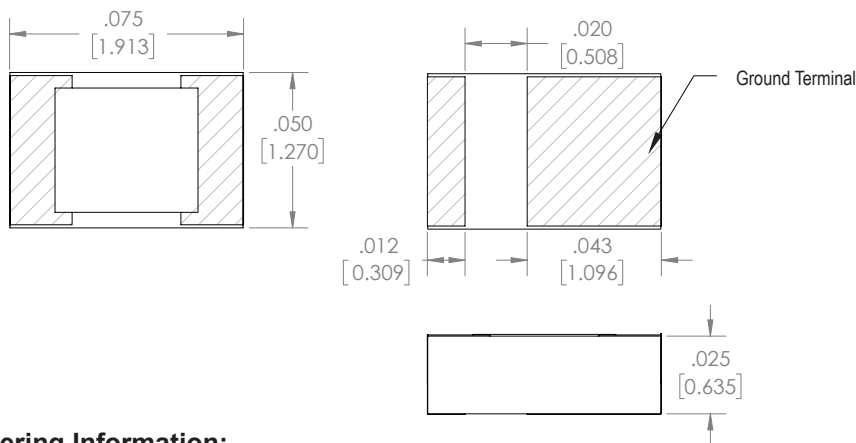
■ Actual Size

* Rating based on ≤100°C constant baseplate temperature
 ** Test performed on a 50Ω device in a matched, continuous 50Ω system with proper workmanship

RZ0805ZZ-XXXXJN-2S Power Derating Curve



RZ0805ZZ-XXXXJN-2S Dimensions:



Dimensions in inches [mm]
 Tolerance is ± 0.010 [0.254] unless otherwise stated

Ordering Information:

RZ	0805	ZZ	-	XXXX	J	N	-	2S	UU
Prefix for Wraparound Resistor w/ One Extended Backpad				Value Code 50R0 - 50Ω 1000 - 100Ω 1001 - 1KΩ	Tolerance J - 5%	Normal Inspection Contact factory for additional options		Substrate 2S - 0.025" AIN	Packaging Blank - Bulk TR - Tape and Reel WP - Waffle Pack
Size 0805									

Terminal Metallization

CB -	Sn62 Tin Lead over Nickel over Silver
CT -	100% Matte Tin over Nickel over Silver

RoHS	Magnetic	Solder	Epoxy	Wirebond
No	Yes	Yes	No	No
Yes	Yes	Yes	No	No

Barry Industries reserves the right to change part number and/or process without notification.

RZ0805ZZ-XXXXJN-2S Reliability Specifications:

Parameter:	Test Condition:	Results:
Short Time Overload	Apply 1.1x Rated Power for 5 Seconds.	≤ 5.0% Resistance Shift
Rated Load Life	Apply 1/2 Power Under 40°C ±2°C 90 Minutes on/ 30 Minutes off. Repeat for 100 hours	≤ 5.0% Resistance Shift
Moisture Resistance	MIL-PRF-55342 para 4.8.9 95% RH, 25°C - 65°C	≤ 5.0% Resistance Shift
Resistance to Soldering Heat	MIL-STD-202 Method 210 and MIL-PRF-55342 Para 4.8.8.1	≤ 5.0% Resistance Shift
Resistance to Bonding Exposure	MIL-PRF-55342 Para 4.8.8.2	≤ 5.0% Resistance Shift
Solderability	MIL-PRF-55342 Para 4.8.12	>95% Covered
High Temperature Storage	125°C ±2°C for 500 Hours	1.) ≤ 5.0% Resistance Shift 2.) No Significant Abnormality (Visual)
Thermal Shock	-65°C to +150°C 30 Minutes Dwell, 5 Cycles	1.) ≤ 5.0% Resistance Shift 2.) No Significant Abnormality (Visual)

Barry Industries reserves the right to change part number and/or process without notification.