


### RYC2525ZZ-XXXXJN-2T Features:

- Wraparound w/ Isolated Center Pad Configuration
- Solder Attachment
- Customer Defined Testing Available
- RoHS Compliant Available
- Tape & Reel or Waffle Pack Available (Standard is bulk)
- 5% Resistor Tolerance



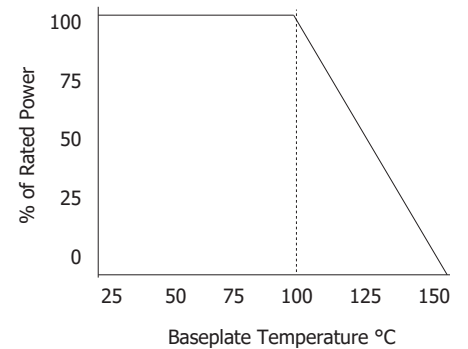
### RYC2525ZZ-XXXXJN-2T Parameters:

Resistance Range: 10Ω - 1KΩ  
 Rated Power: 40W\*  
 Construction: Thick Film on AIN  
 Operating Temperature: -55 to +150°C

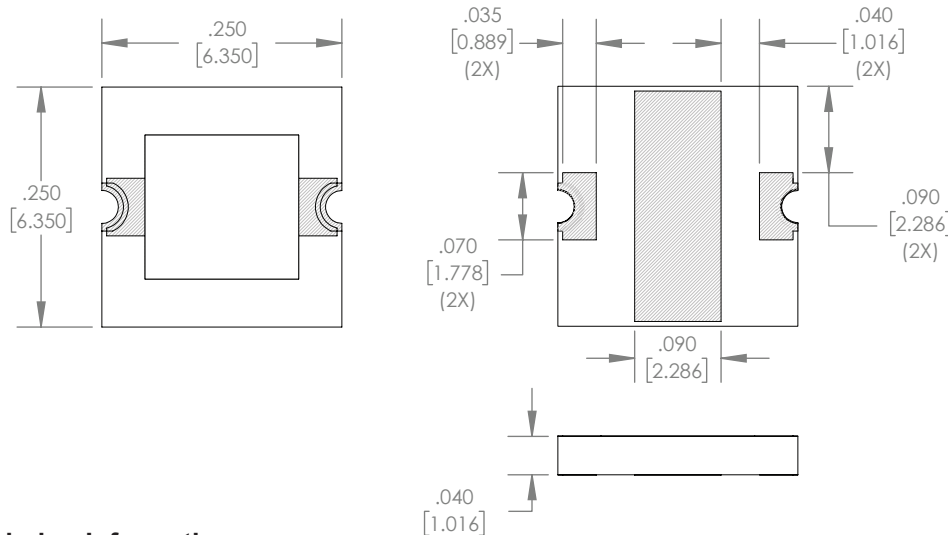
\* Rating based on ≤100°C constant baseplate temperature



### RYC2525ZZ-XXXXJN-2T Power Derating Curve



### RYC2525ZZ-XXXXJN-2T Dimensions:



Dimensions in inches [mm]  
 Tolerance is ± 0.010 [0.254]  
 unless otherwise stated

### Ordering Information:

<b>RYC</b>	<b>2525</b>	<b>ZZ</b>	<b>-</b>	<b>XXXX</b>	<b>J</b>	<b>N</b>	<b>-</b>	<b>2T</b>	<b>UU</b>
Prefix for Wraparound Resistor w/ Isolated Backpad	Size 2525	Value Code Examples 10R0 - 10Ω 1000 - 100Ω 1001 - 1KΩ		Tolerance J - 5%	<b>Normal Inspection</b> Contact factory for additional options	Substrate 2T - 0.040" AIN		Packaging Blank - Bulk TR - Tape and Reel WP - Waffle Pack	
Terminal Metallization	RoHS	Magnetic	Solder	Epoxy	Wirebond				
CT - 100% Matte Tin over Nickel over Silver	Yes	Yes	Yes	No	No				
CB - Sn62 over Nickel over Silver	No	Yes	Yes	No	No				

Barry Industries reserves the right to change part number and/or process without notification.

**RYC2525ZZ-XXXXJN-2T Reliability Specifications:**

Parameter:	Test Condition:	Results:
Short Time Overload	Apply 1.1x Rated Power for 5 Seconds.	≤ 5.0% Resistance Shift
Rated Load Life	Apply 1/2 Power Under 40°C ±2°C 90 Minutes on/ 30 Minutes off. Repeat for 100 hours	≤ 5.0% Resistance Shift
Moisture Resistance	MIL-PRF-55342 para 4.8.9 95% RH, 25°C - 65°C	≤ 5.0% Resistance Shift
Resistance to Soldering Heat	MIL-STD-202 Method 210 and MIL-PRF-55342 Para 4.8.8.1	≤ 5.0% Resistance Shift
Resistance to Bonding Exposure	MIL-PRF-55342 Para 4.8.8.2	≤ 5.0% Resistance Shift
Solderability	MIL-PRF-55342 Para 4.8.12	>95% Covered
High Temperature Storage	125°C ±2°C for 500 Hours	1.) ≤ 5.0% Resistance Shift 2.) No Significant Abnormality (Visual)
Thermal Shock	-65°C to +150°C 30 Minutes Dwell, 5 Cycles	1.) ≤ 5.0% Resistance Shift 2.) No Significant Abnormality (Visual)

Barry Industries reserves the right to change part number and/or process without notification.