


### RYC2010ZZ-XXXXJN-98 Features:

- Wraparound w/ Isolated Center Pad Configuration
- Solder Attachment
- Customer Defined Testing Available
- RoHS Compliant Available
- Tape & Reel or Waffle Pack Available (Standard is bulk)
- 5% Resistor Tolerance

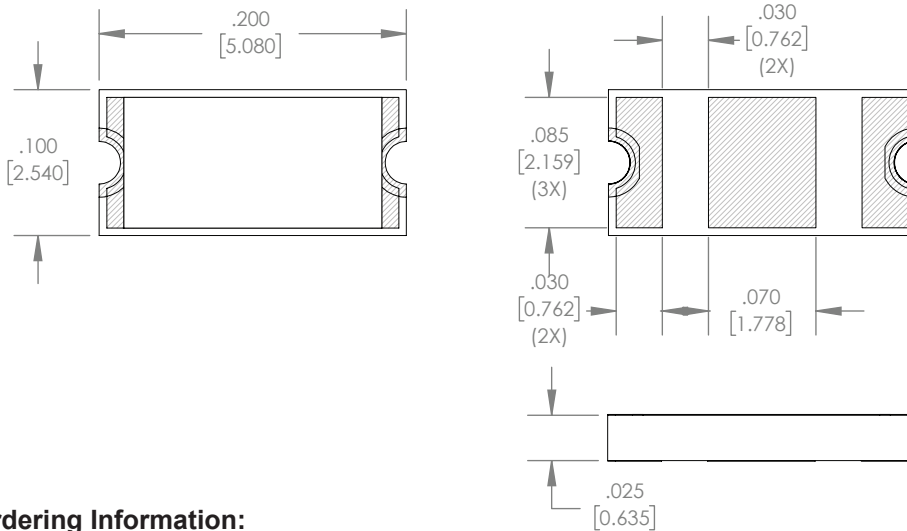


### RYC2010ZZ-XXXXJN-98 Parameters:

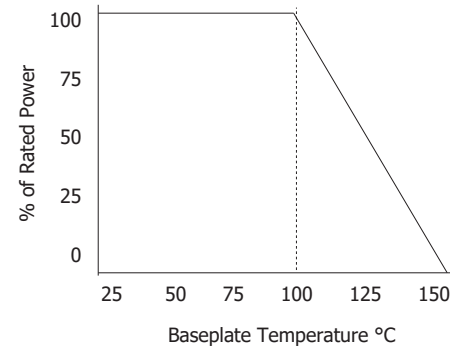
Resistance Range:	0.5Ω - 1MΩ
Rated Power:	20W*
Construction:	Thick Film on BeO
Operating Temperature:	-55 to +150°C

\* Rating based on ≤100°C constant baseplate temperature

### RYC2010ZZ-XXXXJN-98 Dimensions:



### RYC2010ZZ-XXXXJN-98 Power Derating Curve



Dimensions in inches [mm]  
Tolerance is ± 0.005 [0.127]  
unless otherwise stated

### Ordering Information:

<b>RYC</b>	<b>2010</b>	<b>ZZ</b>	<b>-</b>	<b>XXXX</b>	<b>J</b>	<b>N</b>	<b>-</b>	<b>98</b>	<b>UU</b>
Prefix for Wraparound Resistor w/ Isolated Backpad	Size 2010			Value Code Examples 10R0 - 10Ω    1002 - 10KΩ 1000 - 100Ω    1003 - 100KΩ 1001 - 1KΩ    1004 - 1MΩ	Tolerance J - 5%	<b>Normal Inspection</b> Contact factory for additional options		Substrate 98 - 0.025" BeO	Packaging Blank - Bulk TR - Tape and Reel WP - Waffle Pack
Terminal Metallization			RoHS	Magnetic	Solder		Epoxy	Wirebond	
CT - 100% Matte Tin over Nickel over Silver			Yes	Yes	Yes		No	No	
CB - Sn62 over Nickel over Silver			No	Yes	Yes		No	No	

Barry Industries reserves the right to change part number and/or process without notification.

### RYC2010ZZ-XXXXJN-98 Reliability Specifications:

Parameter:	Test Condition:	Results:
Short Time Overload	Apply 1.1x Rated Power for 5 Seconds.	≤ 5.0% Resistance Shift
Rated Load Life	Apply 1/2 Power Under 40°C ±2°C 90 Minutes on/ 30 Minutes off. Repeat for 100 hours	≤ 5.0% Resistance Shift
Moisture Resistance	MIL-PRF-55342 para 4.8.9 95% RH, 25°C - 65°C	≤ 5.0% Resistance Shift
Resistance to Soldering Heat	MIL-STD-202 Method 210 and MIL-PRF-55342 Para 4.8.8.1	≤ 5.0% Resistance Shift
Resistance to Bonding Exposure	MIL-PRF-55342 Para 4.8.8.2	≤ 5.0% Resistance Shift
Solderability	MIL-PRF-55342 Para 4.8.12	>95% Covered
High Temperature Storage	125°C ±2°C for 500 Hours	1.) ≤ 5.0% Resistance Shift 2.) No Significant Abnormality (Visual)
Thermal Shock	-65°C to +150°C 30 Minutes Dwell, 5 Cycles	1.) ≤ 5.0% Resistance Shift 2.) No Significant Abnormality (Visual)

Barry Industries reserves the right to change part number and/or process without notification.