


RS2010ZZ-XXXXWN-2T-02 Features:

- Single-Sided (Flip-Chip) Terminal Configuration
- Solder, Epoxy or Wirebondable Terminals
- Customer Defined Testing Available
- RoHS Compliant or SnPb Available
- Non-Magnetic Available
- Tape & Reel (Film Side Down) and Waffle Pack Available (Standard is bulk)



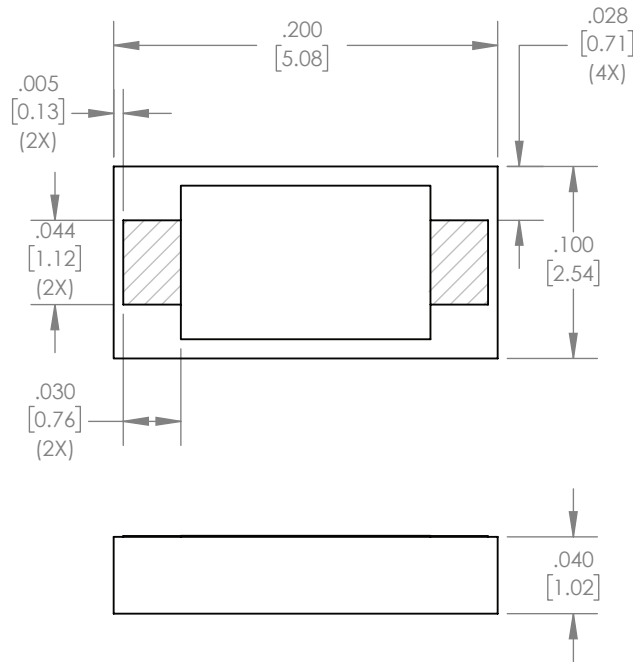
RS2010ZZ-XXXXWN-2T-02 Parameters:

Resistance Range: 10Ω - 1KΩ
 Rated Power:* 20W
 Construction: Thick Film on 0.040" AIN
 Operating Temperature: -55 to +150°C

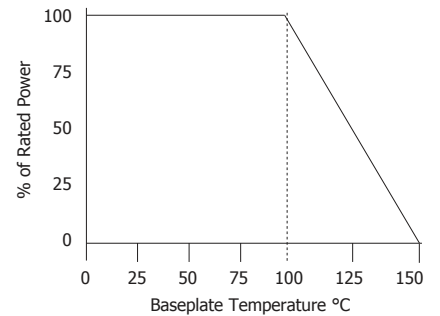
* Rating based on ≤100°C constant baseplate temperature

Actual Size

RS2010ZZ-XXXXWN-2T-02 Dimensions:



RS2010ZZ-XXXXWN-2T-02 Power Derating Curve



Dimensions in inches [mm]
 Tolerance is ± 0.005 [0.13] unless otherwise stated

Ordering Information:

Example Part Number: RS2010CT-50R0JN-2T-02

RS	2010	ZZ	-	XXXX	W	N	-	2T	-	02	UU
Prefix for Resistor w/ Single-Sided Terminals	Size 2010	Value Code 50R0 - 50Ω 1000 - 100Ω 1001 - 1KΩ		Tolerance F - 1% G - 2% J - 5%		Normal Inspection Contact factory for additional options		Substrate 2T - 0.040" AIN		Assigned by Factory	Packaging Blank - Bulk WP - Waffle Pack TRD - Tape & Reel
Terminal Metallization				RoHS	Magnetic	Solder	Epoxy	Wirebond			
CB - Tin Lead over Nickel over Silver				No	Yes	Yes	No	No			
CC - 100% Matte Tin over Copper over Silver				Yes	No	Yes	No	No			
CT - 100% Matte Tin over Nickel over Silver				Yes	Yes	Yes	No	No			
GA - Gold				Yes	No	No	Yes	Yes			

Barry Industries reserves the right to change part number and/or process without notification.

RS2010ZZ-XXXXWN-2T-02 Reliability Specifications:

Parameter:	Test Condition:	Results:
Short Time Overload	Apply 1.1x Rated Power for 5 Seconds.	≤ 5.0% Resistance Shift
Rated Load Life	Apply 1/2 Power Under 40°C ±2°C 90 Minutes on/ 30 Minutes off. Repeat for 100 hours	≤ 5.0% Resistance Shift
Moisture Resistance	MIL-PRF-55342 para 4.8.9 95% RH, 25°C - 65°C	≤ 5.0% Resistance Shift
Resistance to Soldering Heat	MIL-STD-202 Method 210 and MIL-PRF-55342 Para 4.8.8.1	≤ 5.0% Resistance Shift
Resistance to Bonding Exposure	MIL-PRF-55342 Para 4.8.8.2	≤ 5.0% Resistance Shift
Solderability	MIL-PRF-55342 Para 4.8.12	>95% Covered
High Temperature Storage	125°C ±2°C for 500 Hours	1.) ≤ 5.0% Resistance Shift 2.) No Significant Abnormality (Visual)
Thermal Shock	-65 to +125 30 Minutes Dwell, 5 Cycles	1.) ≤ 5.0% Resistance Shift 2.) No Significant Abnormality (Visual)

Barry Industries reserves the right to change part number and/or process without notification.