


RS0402ZZ-XXXXWN-90 Features:

- Single-Sided (Flip-Chip) Terminal Configuration
- Solder, Epoxy or Wirebondable Terminals
- Customer Defined Testing Available
- RoHS Compliant or SnPb Available
- Non-Magnetic Available
- Tape & Reel (Film Side Down) and Waffle Pack Available (Standard is bulk)



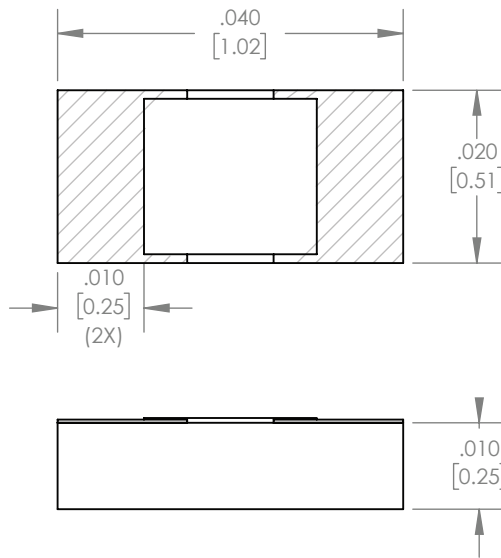
RS0402ZZ-XXXXWN-90 Parameters:

Resistance Range:	0.5Ω - 1MΩ
Rated Power*:	80mW
Construction:	Thick Film on 0.010" Al ₂ O ₃
Operating Temperature:	-55 to +150°C

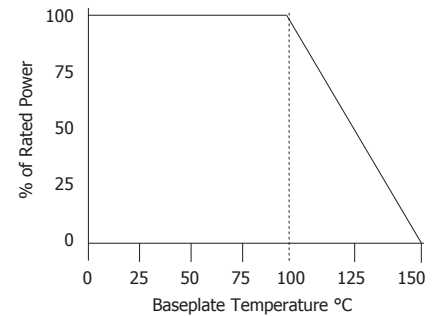
* Rating based on ≤100°C constant baseplate temperature

Actual Size

RS0402ZZ-XXXXWN-90 Dimensions:



RS0402ZZ-XXXXWN-90 Power Derating Curve



Dimensions in inches [mm]
 Tolerance is ± 0.005 [0.13]
 unless otherwise stated

Ordering Information:

Example Part Number: RS0402CT-50R0JN-90

RS	0402	ZZ	-	XXXX	W	N	-	90	UU
Prefix for Resistor w/ Single-Sided Terminals				Value Code	Tolerance	Normal Inspection Contact factory for additional options		Substrate 90 - 0.010" Al ₂ O ₃	Packaging Blank - Bulk WP - Waffle Pack TRD - Tape & Reel
Size 0402				50R0 - 50Ω 1000 - 100Ω 1001 - 1KΩ	1002 - 10KΩ 1003 - 100KΩ 1004 - 1MΩ	F - 1% G - 2% J - 5%			
Terminal Metallization				RoHS	Magnetic	Solder	Epoxy	Wirebond	
AS - Tin Lead over Platinum Palladium Gold				No	No	Yes	No	No	
CB - Tin Lead over Nickel over Silver				No	Yes	Yes	No	No	
CC - 100% Matte Tin over Copper over Silver				Yes	No	Yes	No	No	
CT - 100% Matte Tin over Nickel over Silver				Yes	Yes	Yes	No	No	
GA - Gold				Yes	No	No	Yes	Yes	

Barry Industries reserves the right to change part number and/or process without notification.

RS0402ZZ-XXXXWN-90 Reliability Specifications:

Parameter:	Test Condition:	Results:
Short Time Overload	Apply 1.1x Rated Power for 5 Seconds.	≤ 5.0% Resistance Shift
Rated Load Life	Apply 1/2 Power Under 40°C ±2°C 90 Minutes on/ 30 Minutes off. Repeat for 100 hours	≤ 5.0% Resistance Shift
Moisture Resistance	MIL-PRF-55342 para 4.8.9 95% RH, 25°C - 65°C	≤ 5.0% Resistance Shift
Resistance to Soldering Heat	MIL-STD-202 Method 210 and MIL-PRF-55342 Para 4.8.8.1	≤ 5.0% Resistance Shift
Resistance to Bonding Exposure	MIL-PRF-55342 Para 4.8.8.2	≤ 5.0% Resistance Shift
Solderability	MIL-PRF-55342 Para 4.8.12	>95% Covered
High Temperature Storage	125°C ±2°C for 500 Hours	1.) ≤ 5.0% Resistance Shift 2.) No Significant Abnormality (Visual)
Thermal Shock	-65 to +125 30 Minutes Dwell, 5 Cycles	1.) ≤ 5.0% Resistance Shift 2.) No Significant Abnormality (Visual)

Barry Industries reserves the right to change part number and/or process without notification.